

Unmatched Reliability Superior Control



ACC Optimus Surface Retarders offer unmatched reliability and superior control for exposed aggregate finishes.

The family of Optimus Surface Retarders offers a unique selection of surface finishes to add beauty

and durability to decorative concrete and high performance hardscapes.

Also Available

TEM-PROTECT Temporary protective coating designed as a liquid plastic, easy to use and remove.

RAIN-SHIELD Protective coating designed to yield the ultimate in weather protection for a treated surface during inclement weather such as wind, rain and snow.

ALTUS SERIES IN-FORM RETARDERS

For in-form applications designed to match the Optimus finishes on cast-in-place (in-situ) applications.

Now available in
V.O.C. compliant formulations.

Directions for Use


- Shake well before use.
- Apply ACC Tem-Protect on all adjacent surfaces for protection prior to concrete placement in the place of plastic sheeting.
- Place concrete and float or trowel finish depending on the grade of finish selected.
- Apply ACC Optimus Surface Retarder with a sprayer at a rate of 150-300 ft² / gal. (4 - 5.5 m² / L)
- Depending on ambient temperatures, surface paste can be washed off in 6 to 24 hours with water hose and broom or high-pressure water.
- Once dry on the concrete surface ACC Optimus Surface Retarder provides protection against intermittent rain and premature drying due to high winds. It requires no covering with poly sheeting to maintain the etch and eliminate crusting from premature drying of the surface.
- If hard rain is anticipated during or after the application of the ACC Optimus Surface Retarder the use of ACC Rain-Shield is recommended. It is an emulsion of polymers designed as a protective coating to be used in the place of plastic sheeting during inclement weather.

Notes

- It may be necessary to remove the retarded matrix the same day in warmer weather (temperatures generally above 80° F) particularly when using the lightest grades from 01,03,05 & 15.
- For best results using ACC Optimus Surface Retarder do not delay the application any longer than the evaporation of the initial bleed water.

ACC OPTIMUS SURFACE RETARDERS

*"Creating Tomorrow's
Finish Today"*



*Architectural Concrete
Chemicals*

www.acchemicals.com




301-336-9300

Architectural Concrete Chemicals
Capital Heights, MD
www.acchemicals.com
301-336-9300

Optimus Surface Retarders From ACC

Choose your finish

- Available in 10 grades from Micro Sand finishes to full depth exposed aggregate.
- Selections will be dependent on the size of the aggregate to be exposed, the strength of the concrete mix and the cement content.
- All grades are V.O.C. compliant formulations in all jurisdictions including the SCAQMD.
- All grades are stand-alone formulations for the best results in creating distinctly unique concrete finishes.

		Product Name	Type of Finish	Aggregate Size and Product Color	
Micro		*Super-Lite (01)	Light Acid Wash	Finest Sands	Tan
		Xtra-Lite (03)	Medium Acid Wash	Medium Sand Texture	White
		Sand (05)	Sand Finish Exposure	Coarse Sand Texture	Lt. Blue
		Lite (15)	Lite Sand Blast Texture	1/8" - 1/4" Aggregate	Green
Medium		Medium (25)	Medium Sand Blast Texture	1/4" - 3/8" Aggregate	Orange
		Deep (50)	Deep/Heavy Sand Blast Texture	3/8" - 1/2" Aggregate	Blue
		Small Aggregate (75)	Small Aggregate Full Depth Exposure	3/8" Aggregate	Yellow
Deep		Med. Aggregate (125)	Medium Aggregate Full Depth Exposure	1/2" Aggregate	Lt. Green
		Large Aggregate (175)	Large Aggregate Full Depth Exposure	5/8" Aggregate	Pink
		XL Aggregate (250)	Xtra Large Aggregate Full Exposure	3/4" + Aggregate	Gray

Always test under jobsite conditions to verify the appropriate grade and removal interval for the mix to be used!

• Values listed are based on standard mixes with 564 lbs. of cement (6 Sack) per cubic yard. In some conditions with certain mix designs it may be necessary to remove the retarded cement matrix the same day for the best results.

• Do not delay the application beyond the evaporation of the sweat on the surface for the lightest finishes. Coverage Rates from 150 - 300 ft² / gal. (4-5.5 m²/L) * **(Super-Lite grade should be washed in less than 12 hours for best results)**

1. SMOOTH TROWEL FINISH

Trowel the concrete to a smooth sweat finish when producing a MICRO FINISH. *Do not burnish the concrete surface.* Moisture (sweat) must still appear on the concrete surface prior to the application of the Optimus surface retarder.



2. SPRAY APPLY

Apply after the sweat finish by spray
Pigmented to provide high coverage
No plastic required



3. RINSE AND REMOVE

Remove matrix within 24 hours depending on grades used
May be rinsed the same day or the next morning

